

① Audience login

- Access (https://www.gakkai-web.net/p/jsae/reg_e/mod2.php)
- Enter “receipt number*” and “password*”
- Click “Next”

* See the reception completion email “2020 JSAE Congress (Autumn) Online Registration Payment Completed”

The screenshot shows the login interface for the 2020 JSAE Congress (Autumn). At the top, there is a banner with the JSAE logo and the text "2020 JSAE Congress (Autumn)". Below this is a green bar with the word "Login". The main content area contains a form with the following elements:

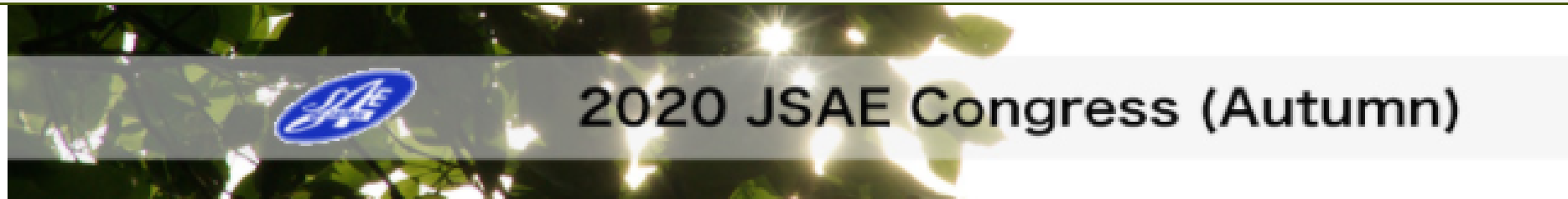
- A warning message: "Please use ONLY English alphanumeric characters (Single-byte characters). (Columns with (*) must be completed.)"
- A header for the form: "Log-in : Please input Registration Number and Password."
- Two input fields: "Registration Number*" and "Password*", each with a corresponding text box.
- A "Next" button located below the input fields.

Annotations on the screenshot include:

- A red dashed circle around the "Registration Number*" and "Password*" input fields, with a callout box stating: "1. Enter 'receipt number*' and 'password*'"
- A blue dashed circle around the "Next" button, with a callout box stating: "2. Click 'Next'"

② Access for attendance page

- Click “Link to each Session”



Congress

Receipt

Click here

Link to
each Session

Link to each Session

My Page (Participation)

Registration Number

③ Access for each session

- You can see "Timetable", "All Session" from the menu on the left

The screenshot shows the navigation menu of the Society of Automotive Engineers of Japan, Inc. The menu items are: Session Timetable, Session List, List of Paper, Search, Errata, and JSAE Website. A red dashed circle highlights the first three items, with a callout box saying "Click for each menu". A blue dashed circle highlights the Search item, with a callout box saying "Title or author search". A large orange banner in the background reads "2020 JSAE Congress Proceedings". A red box at the bottom right says "Interface may be different".

Session Timetable

Timetable

A: Engine·After treatment·Powertrain B: Body·Chassis·Production machining
E: CAE/IV·Measurement·Fluid F: HV·PHV·EV

Date	Time	Room 1	Room 2
October 21	AM1	No.108 ■■ Gasoline Engine Combustion I Tsuneaki Ishima (Gunma University) 9:30-11:35 5 presentations	No.111 ■■ Engine System Model Development Mitsuharu Ogino 9:30-11:10 4 presentations
	PM1	No.109 ■■ Gasoline Engine Combustion II Yasuo Moriyoshi (Chiba University)	No.112 ■■ Engine System Model Development Susumu Sato

Session List







No.108 ■■ Gasoline Engine Combustion I
No.109 ■■ Gasoline Engine Combustion II
No.110 ■■ Exhaust Catalyst System
No.111 ■■ Engine System Design and Model Development
No.112 ■■ Engine System Design and Model Development
No.113 ■■ Spray and Combustion Technology for
No.114 ■■ Vibration/Noise/Ridecomfort I







④ How to watch

- Click the camera icon “” for streaming site

- CAUTION -
- NO RECORDING
- NO CAPTURE
- NO SHARING WITH UNREGISTERED PERSON

Interface may be different

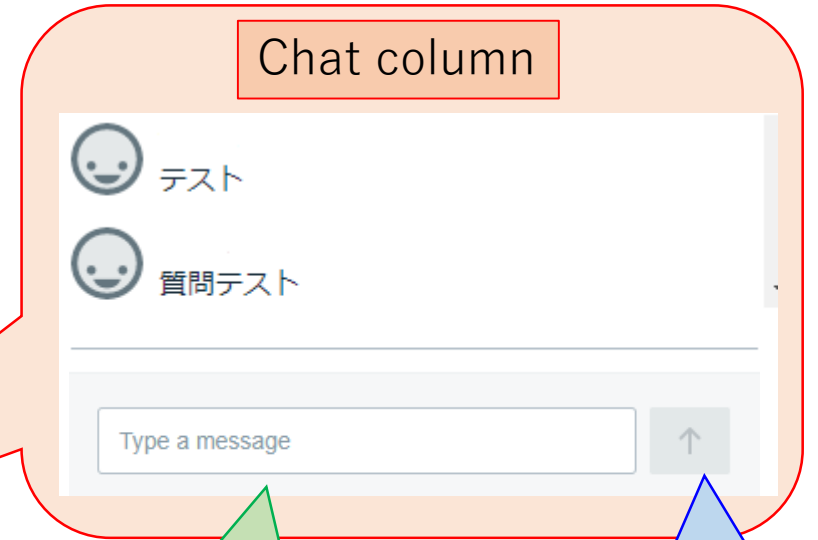
	Date	Time	Room 1	Room 2
Timetable Search > Errata > JSAE Website	October 21	AM1	No.108  Gasoline Engine Combustion I Tsuneaki Ishima (Gunma University) 9:30-11:35 5 presentations	No.111  Engine System Design and Model Development Mitsuharu Oguma 9:30-11:10 4 presentations
			No.109  Gasoline Engine Combustion II Yasuo Moriyoshi (Chiba University) 12:35-14:15 4 presentations	No.112  Engine System Design and Model Development Susumu Sato (Tokyo Institute of Technology) 12:10-14:15 5 presentations
		PM2	No.110  Exhaust Catalyst System Gen Shibata (Hokkaido university)	No.113  Spray and Combustion Technology for Advanced Diesel Engine

Session List	
No.108 	Gasoline Engine Combustion I
No.109 	Gasoline Engine Combustion II
No.110 	Exhaust Catalyst System
No.111 	Engine System Design and Model Development
No.112 	Engine System Design and Model Development
No.113 	Spray and Combustion Technology for Advanced Diesel Engine

⑤-1 How to ask Speaker questions by chat



Interface may be different



1. Enter questions

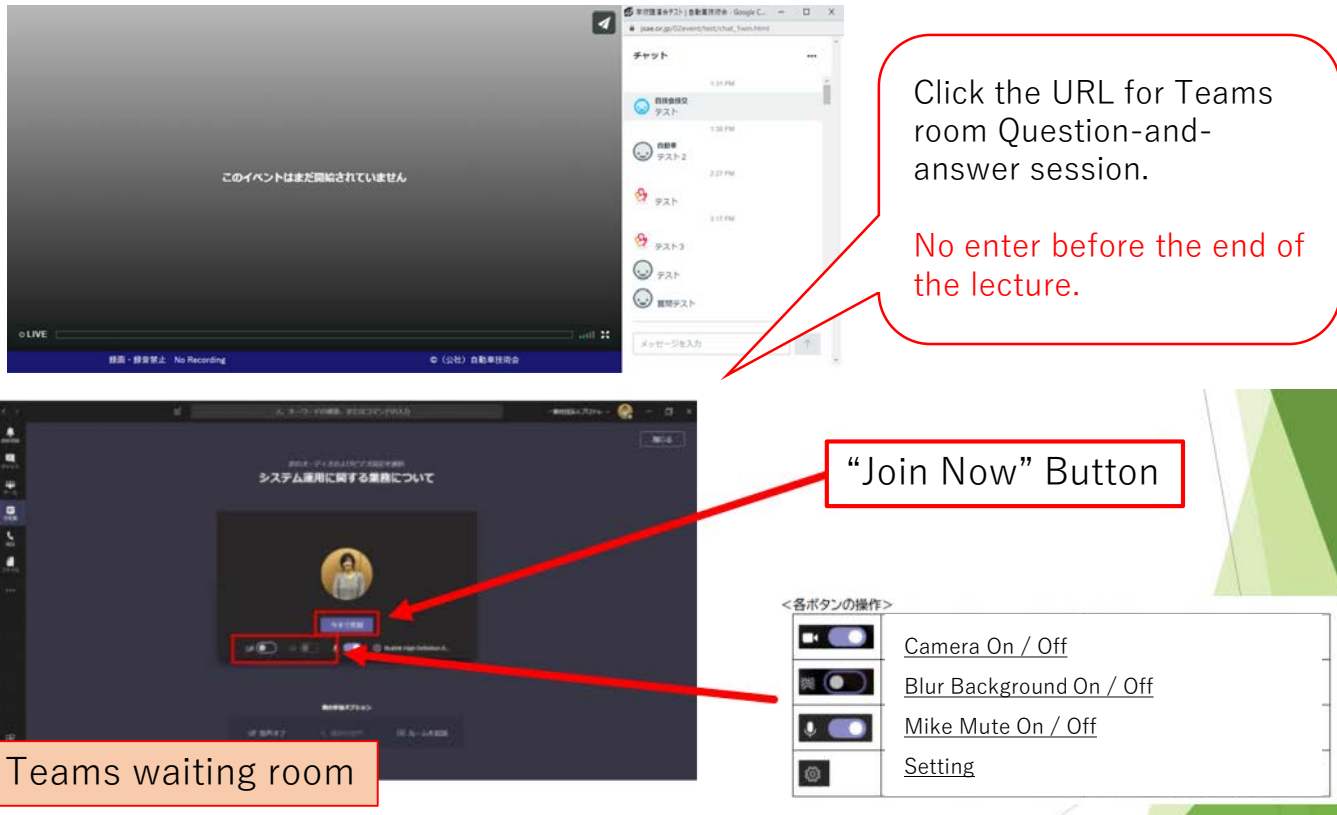
2. Click to send

- You can send questions by chat column. Speakers will see and answer some of the questions.

In case that questions could not be answered during the lecture, fill in the “Question form” below the viewing screen. Please wait for answering by the speaker at a later date.

⑤-2 How to ask Speaker questions by Teams

(1) Log in for Teams room



Click the URL for Teams room Question-and-answer session.

No enter before the end of the lecture.

“Join Now” Button

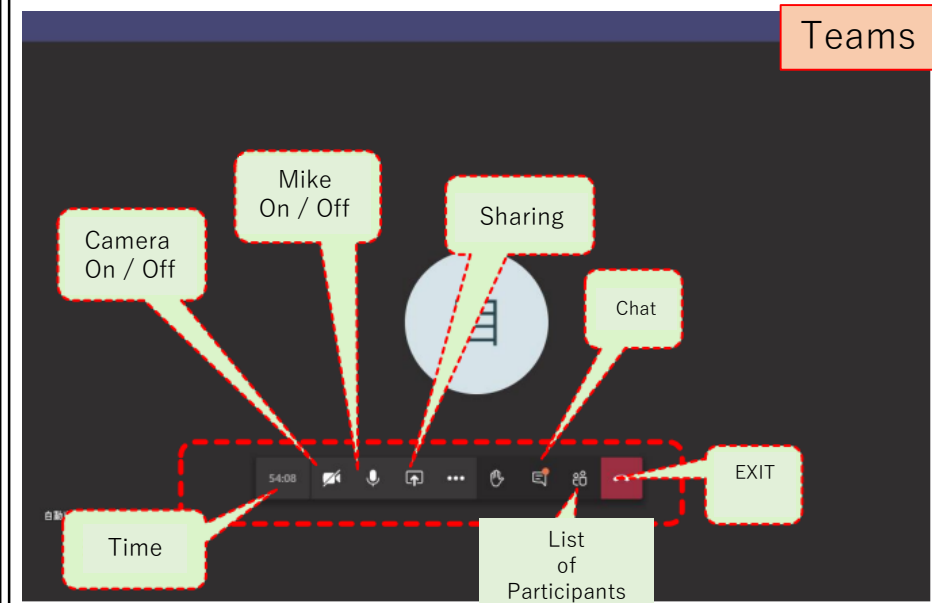
各ボタンの操作	
	Camera On / Off
	Blur Background On / Off
	Mike Mute On / Off
	Setting

Teams waiting room

After starting up Teams;

- Enter your name as “Company, Your name”
- Set your audio and video
- Click “Join now”

(2) How to ask questions



Teams

Camera On / Off

Mike On / Off

Sharing

Chat

Time

List of Participants

EXIT

- Please wait with MIKE OFF
- When the chair call on you, please ask questions after giving your name and company name

※1 Questions by chat have priority (⑤-1)

※2 In case that questions could not be answered during the lecture, fill in the “Question form” below the viewing screen. Please wait for answering by the speaker at a later date.